




Instructions on use

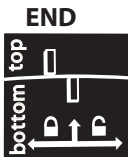
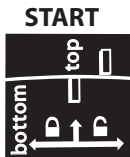
To begin use, attach cable to [] outlet on MEGGABOOM™ and the mini jack [] into the audio out port on your device. Turn on switch and twist MEGGABOOM™ top counter clockwise from its bottom to open. Place MEGGABOOM™ on flat surface and adjust sound.

To minimize distortion from your device, do not use the loudest setting.

To charge MEGGABOOM™, plug [] into USB port of your computer or other device. Blue light means charge is complete.

IMPORTANT!!

To close device, be careful to push top down completely while you position top line



to the right of the bottom line and then, twist top clockwise past the bottom line to click shut.